


MODEL **SAGM 12 205**  
 VOLTAGE **12V**  
 CAPACITY **205Ah @ 20Hr**  
 MATERIAL **Polypropylene**  
 BATTERY **VRLA AGM / Non-Spillable / Maintenance-Free**  
 COLOR **Maroon**  
 WATERING **No Watering Required**   
 IEC 61427 **8+ Years Life**



**12V**

## PRODUCT + PHYSICAL SPECIFICATIONS

Model	Terminal Type <sup>D</sup>	Dimensions <sup>B</sup> Inches (mm)			Weight Lbs. <sup>F</sup> (kg)	Handles	Installation Orientation
		Length	Width	Height <sup>C</sup>			
SAGM 12 205	M8/LT	14.97 (380)	6.94 (176)	14.07 (357)	131 (59)	Braided Rope	Horizontal and Vertical

## ELECTRICAL SPECIFICATIONS

Voltage	Capacity <sup>A</sup> Amp-Hours (Ah)					Energy kWh	Internal Resistance (mΩ)	Short Circuit Current (A)
	10-Hr	20-Hr	48-Hr	72-Hr	100-Hr			
12V	174	205	210	213	216	2.46	4.5	2790

## CHARGING INSTRUCTIONS

Charger Voltage Settings (at 77°F/25°C)							
System Voltage	6V	8V	12V	24V	36V	48V	
<b>Bulk</b>	20% of C <sub>20</sub>						
Absorption Charge (2.40 VPC)	7.20	9.60	14.40	28.80	43.20	57.60	
Float Charge (2.25 VPC)	6.75	9.00	13.50	27.00	40.50	54.00	

Do not install or charge batteries in a sealed or non-ventilated compartment. Constant under or overcharging will damage the battery and shorten its life as with any battery.

## CHARGING TEMPERATURE COMPENSATION

Add	Subtract
0.005 volt per cell for every 1°C below 25°C 0.0028 volt per cell for every 1°F below 77°F	0.005 volt per cell for every 1°C above 25°C 0.0028 volt per cell for every 1°F above 77°F

## OPERATIONAL DATA

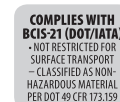
Operating Temperature	Self Discharge
-4°F to 122°F (-20°C to 50°C) At temperatures below 32°F (0°C) maintain a state of charge greater than 60%	Less than 3% per month depending on storage temperature conditions

## STATE OF CHARGE MEASURE OF OPEN-CIRCUIT VOLTAGE

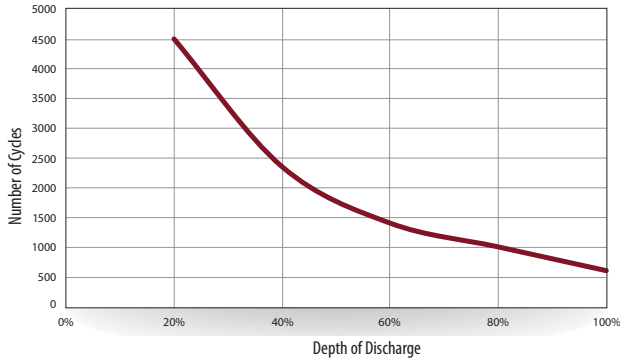
Percentage Charge	Cell	12 Volt
100	2.14	12.84
75	2.09	12.54
50	2.04	12.24
25	1.99	11.94
0	1.94	11.64



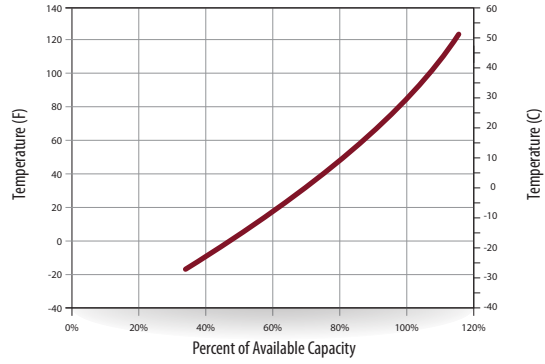
Designed in compliance with applicable BCI, DIN, BS and IEC standards. Tested in compliance to BCI and IEC standards.



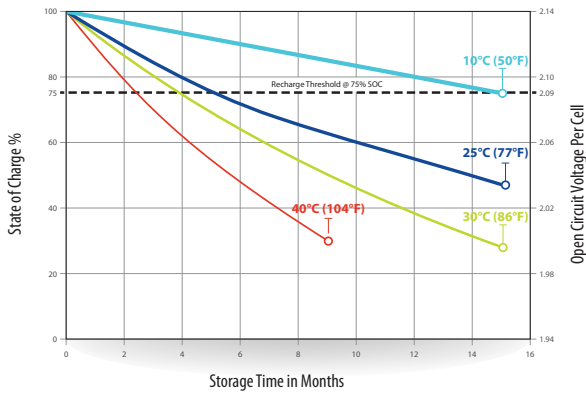
## SOLAR CYCLE-LIFE



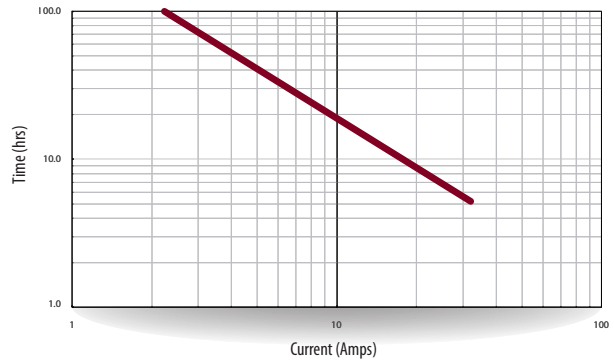
## CAPACITY VS. OPERATING TEMPERATURE



## SELF DISCHARGE VS. TIME<sup>E</sup>

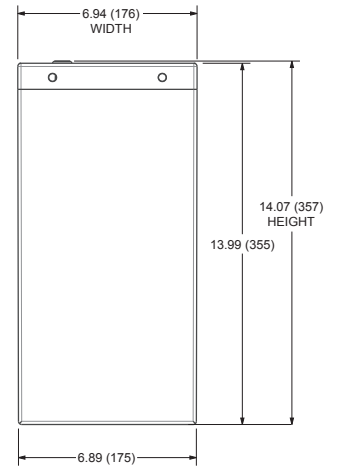
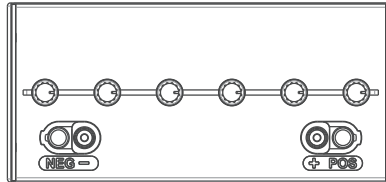
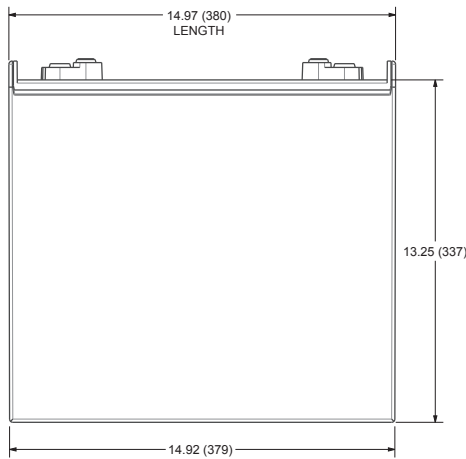


## TROJAN SAGM 12 205 PERFORMANCE



## BATTERY DIMENSIONS

Dimensions Inches (mm) - shown with M8, height is 15.57 with LT



## TERMINAL CONFIGURATIONS<sup>D</sup>

M8



**Battery Height with Terminal in Inches (mm)**  
14.07 (357)

**Torque Values: in-lb (Nm)**  
Bolt: 85 – 90 (10 – 11)

M8 with LT Adapter (adapter provided but not installed)



**Battery Height with Terminal in Inches (mm)**  
15.57 (395)

**Torque Values: in-lb (Nm)**  
Connection to M8: 85 – 90 (10-11)  
Connection to LT: 65 – 75 (7.5 – 8.5)

**Bolt Size**  
M8 x 1.25

- A. The amount of amp-hours (Ah) a battery can deliver when discharged at a constant rate at 86°F (30°C) for all rates and maintain a voltage above 1.75 V/cell. Capacities are based on peak performance.
- B. Dimensions may vary depending on type of handle or terminal. Batteries should be mounted with 0.5 inches (12.7 mm) spacing minimum.

- C. Height taken from bottom of the battery to the highest point on the battery. Heights may vary depending on type of terminal.
- D. Terminal images are representative only.
- E. A boost charge should be performed every 6 months when batteries are in storage.
- F. Weight may vary.